


JUDGING

Content

Exercises to Improve Recognition Skills
and Faster Scoring



DDCA/Judges Affiliation 2008



JUDGING - CONTENT

These exercises will ask you to view various slides and answer questions about them. Please organize your worksheet by noting each slide number with each of your answers.

CONTENT - CHOREOGRAPHY

- *Creative use of the individual body and/or props/sets if used, using rhythm, line, space, in conjunction with variety, complexity, style.*



CONTENT - CHOREOGRAPHY

SKILLS: Muscular control and kinesthetic awareness.

- Centering, balance, off-center, extension, strength, breath, isolation, contraction, release, speed, weight changes, weight bearing, direction changes, control of gravity, and spatial awareness.



JUDGING #1 - SKILLS

- As you view the next **10** slides (9-18),
- a) WRITE DOWN all the **MOVEMENT SKILLS** that you can identify, and
- b) SCORE each slide **BOX 1-5, LOW-MID-HIGH** for **LAYERING** of **COMPLEXITY**.



JUDGING - SKILLS

For Example...

SKILLS:



JUDGING - SKILLS

You might list:

Jump, Extension
Alignment, Lift,
Contraction & Stretch.

Singular timing

Score: Box 3 High



JUDGING - SKILLS

Have Paper and Pencil?

Ready to begin?

Push space bar to see next slide.

SKILLS:



SKILLS:



SKILLS:



SKILLS:



SKILLS:



SKILLS:



SKILLS:



SKILLS:



SKILLS:



SKILLS:





JUDGING - SKILLS

Push space bar to continue.

CONTENT – ENSEMBLE

- *Creative use of space through variety and complexity of forms and/or staging in conjunction with complementary ensemble choreography.*



CONTENT – ENSEMBLE

DESIGN ELEMENTS: Line, mass, weight, density, texture, balance, contrast, space, motion, focus, detail, gesture, isolation, color, etc.

- The variety, creativity, and function of forms are created by the arrangement of the **ensemble** on the court. Forms provide the 'staging' of the choreography, manipulate space and focus to emphasize musical and physical dynamics, and ultimately promote show ideas.

JUDGING #2 - ENSEMBLE

- As you view the next **12** slides (27-38),
- a) WRITE DOWN all the **DESIGN ELEMENTS** that you can identify, and
- b) SCORE each slide
BOX 1-5, LOW-MID-HIGH
for **DEPTH** of **COMPOSITION**.



JUDGING - **ENSEMBLE**

For Example...

ENSEMBLE:



JUDGING - ENSEMBLE

You might list:

Contrast, Leveling
Repetition, Gestures
Score: Box 3 Mid



JUDGING - **ENSEMBLE**

Have Paper and Pencil?

Ready to begin?

Push space bar to see next slide.

ENSEMBLE:



Photo ©2008 Bob Shomler

ENSEMBLE:



ENSEMBLE:



ENSEMBLE:



ENSEMBLE:



ENSEMBLE:



ENSEMBLE:



ENSEMBLE:



ENSEMBLE:



photo ©2008 Bob Shomler

ENSEMBLE:



ENSEMBLE:



ENSEMBLE:





JUDGING - ENSEMBLE

Push space bar to continue.

CONTENT – MANEUVERING

- *Creative use of logical movement utilizing variety and complexity in conjunction with complementary transitional choreography.*



CONTENT – MANEUVERING

DESIGN ELEMENTS: Motion, direction, pace, timing, pattern, focus, line, contrast, variety, mass, weight, balance, space, detail, etc.

- The logic of pattern and direction; the variety of formation and timing; and complexity of focus and spatial requirements.
- Emphasis on the **ensemble and motion** on a grander scale. Forms provide choreography. Motion provides expression. Manipulate space and focus to emphasize musical and stage dancers.


JUDGING #3 – MOTION

- As you view the next **10** slides (43-53),
- b) Identify the use of good and poor design options in **MOTION PATTERNS**
- a) SCORE each slide
BOX 1-5, LOW-MID-HIGH
for **LOGIC** of **COMPLEXITY**.

JUDGING #3 – MOTION


- If you are viewing this in “.pdf” format, you will not experience the motion created for the exercise.
- Please proceed to Slide 54 and continue with Exercise #4.

MOTION: Mass Morph 1



Rate the maneuver Box 1-5, Low-Mid-High.


MOTION: Mass Morph 2



What are the motion problems? What are the spatial problems?

Rate the maneuver Box 1-5, Low-Mid-High. ⁴⁶


MOTION: Scatter 1



What pulls your focus? What would fix the issue?

Rate the maneuver Box 1-5, Low-Mid-High.⁴⁷


MOTION: Scatter 2



What are the motion problems? What are the spatial problems?

Rate the maneuver Box 1-5, Low-Mid-High.⁴⁸


MOTION: Scatter 3



What pulled your focus?

Rate the maneuver Box 1-5, Low-Mid-High.⁴⁹

MOTION: Line to Mass



Identify design elements.

Rate the maneuver Box 1-5, Low-Mid-High.⁵⁰


MOTION: Mass to Mass



Where is the focus during transition? Did the overall pattern change?


Rate the maneuver Box 1-5, Low-Mid-High.⁵¹

MOTION: Mass to Mass



Where is the focus?

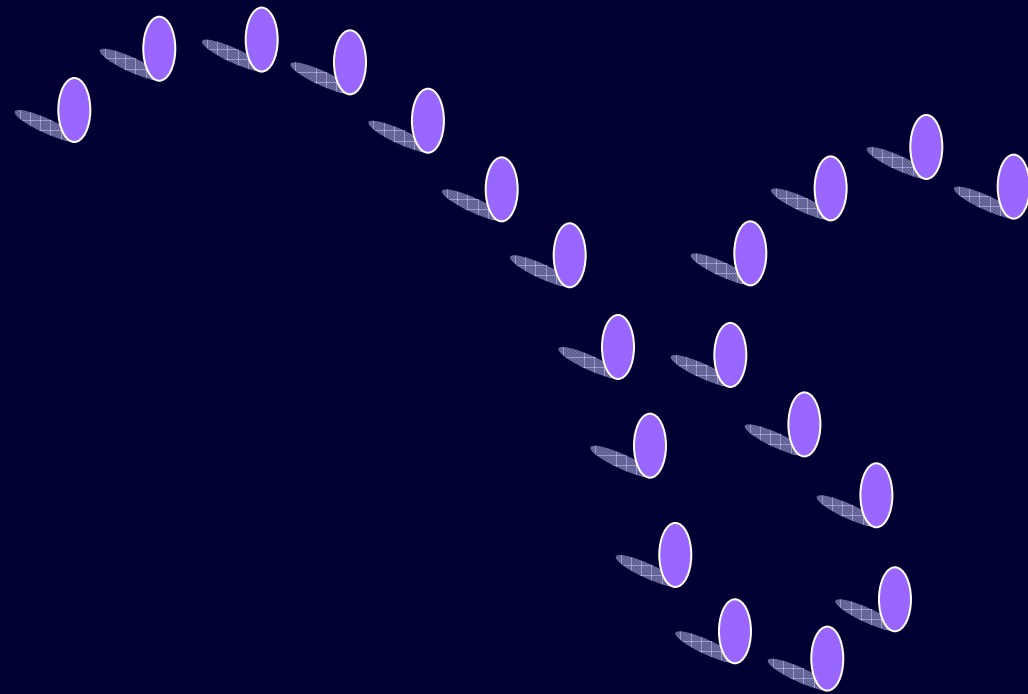
MOTION: Bend



Identify design elements.

Rate the maneuver Box 1-5, Low-Mid-High.⁵³

MOTION: Follow the Leader



Where is the focus? Direction (LOM)? How can this linear form be improved?

JUDGING #4 – CORRECTIONS

- Let's look at some problems in **DESIGN** that we can easily identify and correct. View the next **8** slides (55-62), and
- a) WRITE down all the **DESIGN** & **ENSEMBLE** issues that are an issue, and
- b) WRITE down how these issues can be **IMPROVED**.

DESIGN:



DESIGN:



DESIGN:



www.synchronizedskatingmag.com

DESIGN:



DESIGN:



DESIGN:



DESIGN:



DESIGN:



JUDGING CONTENT

The End